



Leah Grande

Prof. Joseph Allen, Ph.D.

Joseph Tan

KLIFF/VIDA Project

Clinical Psychology, UVa

Predictors of Change in Attachment from Adolescence to Adulthood


Models of Attachment




Stress



Help?



Insecure



Secure

Secure Attachment

Internalizing Disorders



Externalizing Behavior

Quality of Relationships

Change in Attachment

- Longitudinal
- Adult Attachment Interview (AAI)
- Age 14 -> Age 24



Results

- Overall attachment security decreased

Positive Parent Factors

- + Parental Acceptance
- + Youths' Positive Relatedness
- + Youths' Engagement
- + Youths' Assertiveness

Positive Peer Factors

- + Friendship Quality
- + Quality of Supportive Peer Interactions

Negative Parent Factors

- Interparental Hostility
- Parental Verbal Abuse

Negative Peer Factors

- Peer Dislike
- Resistance to Peer Pressure

Results

- Overall attachment security decreased

Positive Parent Factors

- + Parental Acceptance
- + Youths' Positive Relatedness
- + Youths' Engagement
- + Youths' Assertiveness

Positive Peer Factors

- + **Friendship Quality**
- + Quality of Supportive Peer Interactions

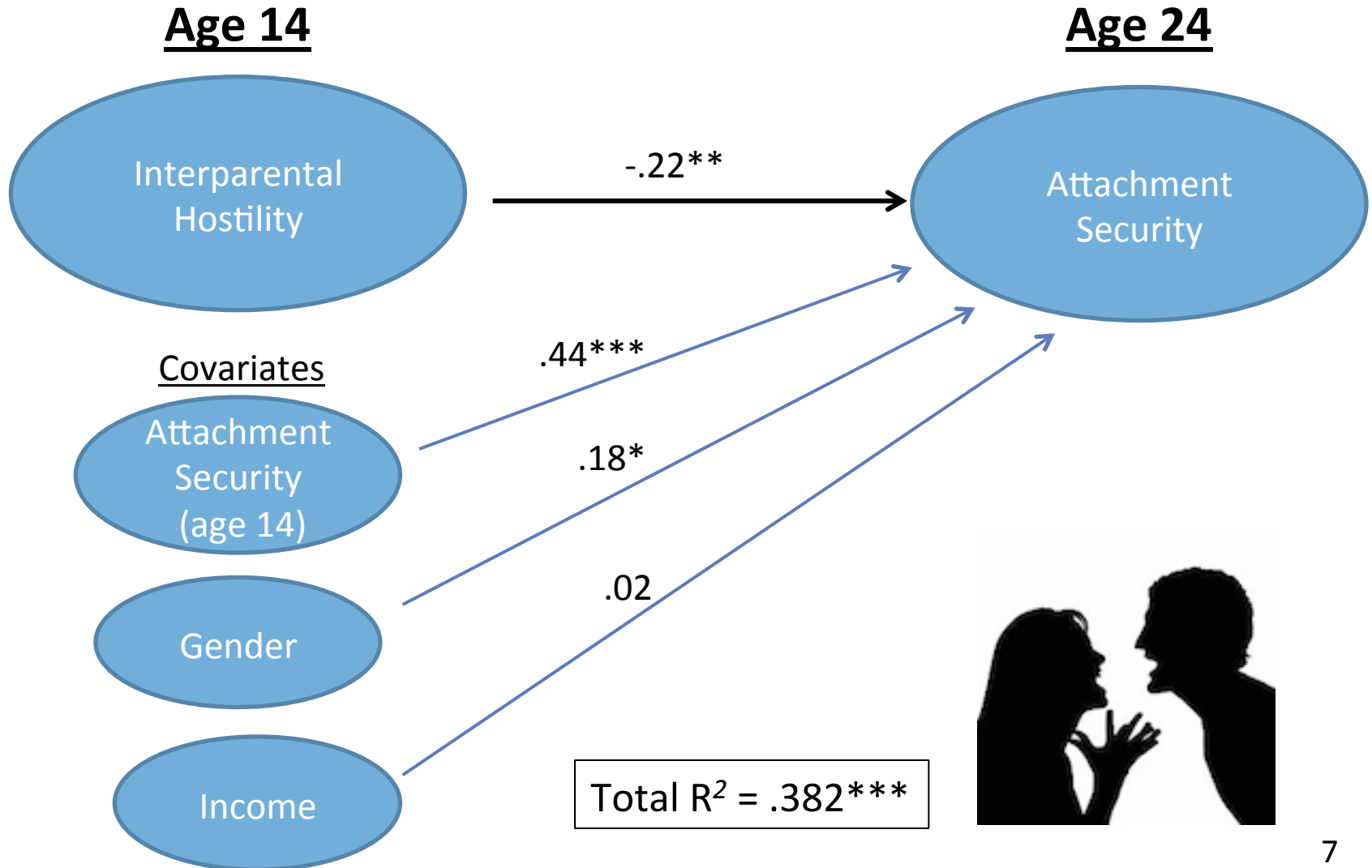
Negative Parent Factors

- **Interparental Hostility**
- Parental Verbal Abuse

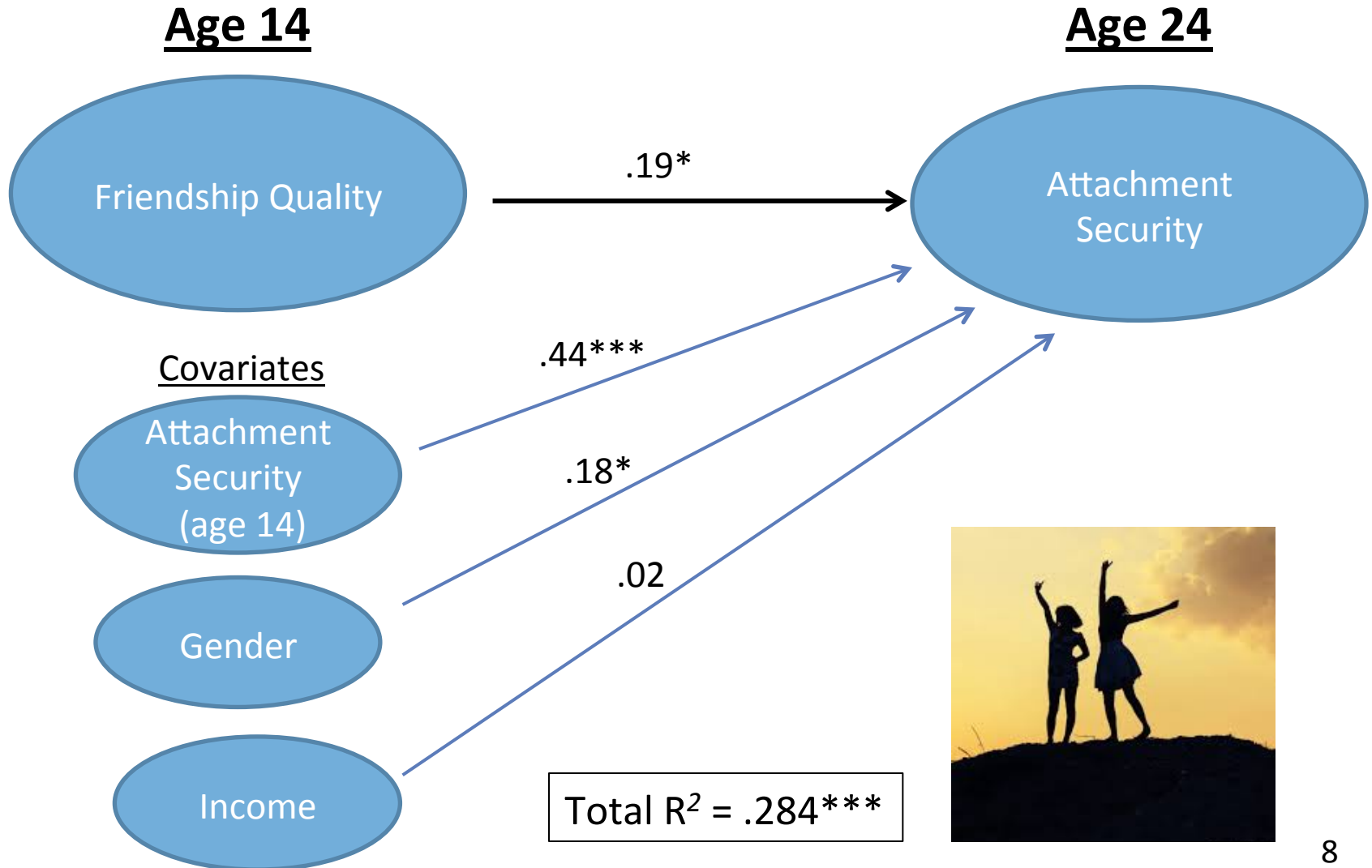
Negative Peer Factors

- Peer Dislike
- Resistance to Peer Pressure

Early Interparental Hostility Predicting Attachment Security



Early Friendship Quality Predicting Attachment Security



Limitations & Implications

- Exploratory
- Therapy
- Future



Acknowledgments

- Joseph P. Allen, PhD
- Joseph Tan
- KLIFF/VIDA Project
- Charles Henry Leach, II Foundation; Wendy R. Van Besien and Stephen M. Van Besien; Lois A. Fitton & W. Christopher Draper, Jr.; Sharon B. Parente & John W. Risner; The Jefferson Trust; Mary Baroody Lowe and Jeffrey A. Lowe; The UVa Parents Fund and Committee; J. Randolph and Rossie Carter Hutcheson; Entigence Corporation; Robert Atkinson
- The College Science Scholars Program

Questions?



**Predicting Relative Change in Attachment Security
from Early Interparental Hostility**

	Attachment Security (Age 24)		
	β	ΔR^2	Total R^2
<u>Step I.</u>			
Gender (1=M; 2=F)	.18*		
Total Family Income (13)	.02		
<i>Statistics for Step</i>		.069**	.069**
<u>Step II.</u>			
Attachment Security (14)	.44***	.166***	.235***
<u>Step III.</u>			
Interparental Hostility (13)	-.22**	.147**	.382***

Note. *** $p < .001$. ** $p < .01$. * $p < .05$. β 's are from final model.

**Predicting Relative Change in Attachment Security
from Early Adolescent Friendship Quality**

	Attachment Security (Age 24)		
	β	ΔR^2	Total R^2
<u>Step I.</u>			
Gender (1=M; 2=F)	.18*		
Total Family Income (13)	.02		
		.069**	.069**
<i>Statistics for Step</i>			
<u>Step II.</u>			
Attachment Security (14)	.44***	.166***	.235***
<u>Step III.</u>			
Friendship Quality (14)	.19*	.050*	.284***

Note. *** $p < .001$. ** $p < .01$. * $p < .05$. β 's are from final model.

Means, Standard Deviations, and Intercorrelations Among Attachment, Demographic, and Parental and Peer Variables

	Mean	SD	2.	3.	4.	5.	6.	7.	8.	9.	10.	11.	12.	13.	14.	15.
1. Attachment Security (14)	0.25	0.42	44***	28***	11	-13	-10	31***	33***	21*	25**	19*	30***	30***	19*	-10
2. Attachment Security (24)	0.02	0.46	—	13	21*	-27**	-27**	39***	42***	34***	35***	34***	35***	11	-13	-28**
3. Total Family Income (13)	6.11	1.96		--	-11	09	14*	-00	22**	31***	05	10	11	33***	27***	-05
4. Gender (1=M; 2=F)	1.54	0.50			--	-03	10	06	18*	-13	20*	27***	27***	-14*	00	-12
5. Interparental Hostility (13)	-0.02	0.84				--	19*	-23*	-15	-20*	-08	-00	-13	14	-01	05
6. Parental Verbal Abuse→ Youth (15)	5.30	5.89					--	-48***	02	-18*	-03	00	08	00	18*	16*
7. Parental Acceptance of Youth (15)	-0.01	0.87						--	11	20*	10	24**	24**	18*	-17*	-28**
8. Youth Engagement with Parents (16)	-0.00	0.98							--	59***	55***	23**	46***	16*	08	-05
9. Youth Positive Relatedness with Parents (16)	-0.04	0.91								--	40***	13	31***	32***	08	-04
10. Youth Assertiveness with Parents (16)	0.00	0.96									--	13	24**	18*	25**	-20*
11. Friendship Quality (14)	0.01	0.82										--	45***	22**	-13	-27**
12. Quality of Supportive Peer Interactions (14-16)	0.32	0.71											--	15*	-05	-11
13. Popularity (14)	0.00	1.00												--	12	-04

- Overall attachment security decreased: $t(130) = -5.20, p < .001$
- From 0.25 -> 0.02
- On a scale from -1 to 1